

X Series 36" Gas Restaurant Range

Project _____
Item _____
Quantity _____
CSI Section 11400
Approved _____
Date _____

Models

- X36-6R • X36-2G24R
- X36-6S • X36-2G24S



Model X36-6R

Standard Features

- Large 27" (686mm) work top surface
- Stainless steel front and sides
- Stainless steel 4" (102mm) plate rail
- Stainless steel backguard w/ removable stainless steel shelf
- 12" (305mm) section stamped drip trays w/ dimpled bottom
- Durable easy to read control knobs
- Easy to clean 6" (152mm) steel core, injection molded legs
- Pressure regulator, 3/4" NPT

Standard on Applicable Models:

- Ergonomic split cast iron top ring grates
- 30,000 Btuh/ 8.79 kW 2 piece cast iron "Q" style donut open burner
- 5/8" (15mm) thick steel griddle plate w/manual hi/lo valve control
- 4-1/4" (108mm) wide grease trough
- 18,000 Btuh/5.27 kW cast iron "H" style griddle burner per 12"(305mm) width of griddle
- Griddle plates only available on right side of range
- Straight steel tube oven burner 33,000 Btuh/9.67 kW
- Standard size Sunfire oven w/ribbed porcelain oven bottom and door interior, aluminized top, sides and back

- Oven thermostat w/ Low to 500° F (260° C)
- Nickel plated oven rack with two fixed position oven rack guides
- Heavy duty oven door with keep-cool handle
- Open storage base in lieu of oven

Options & Accessories

- Hot top 12" (305mm) plate, 5/8" (15mm) thick in lieu of two open burners, manual valve controlled w/18,000 Btuh/5.27 kW cast iron burner; standard on left side
- Low profile 9-3/8" (238mm) backguard stainless steel front and sides
- Additional oven racks
- 6" (152mm) swivel casters (4), w/front locking
- Celsius temperature dials

Specifications

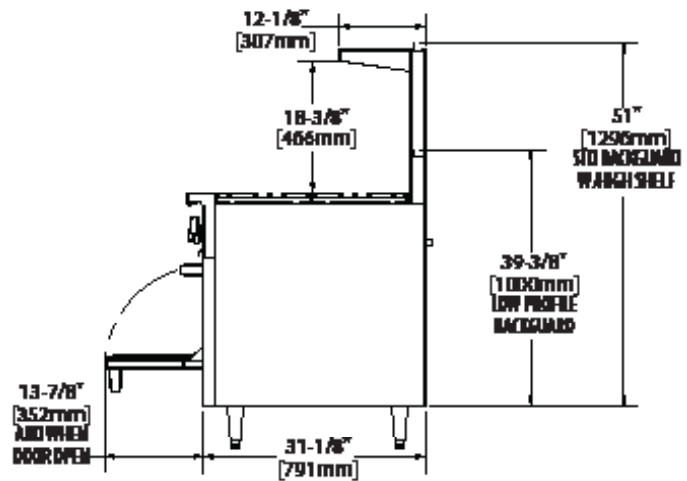
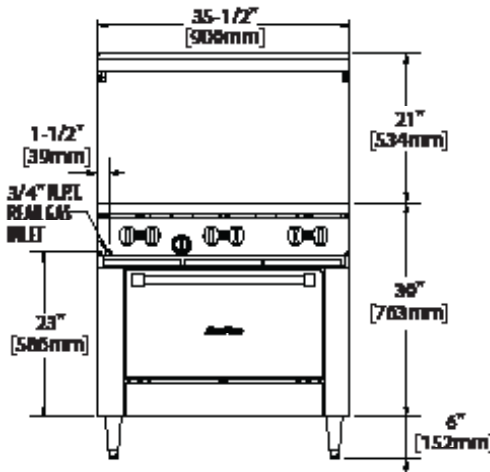
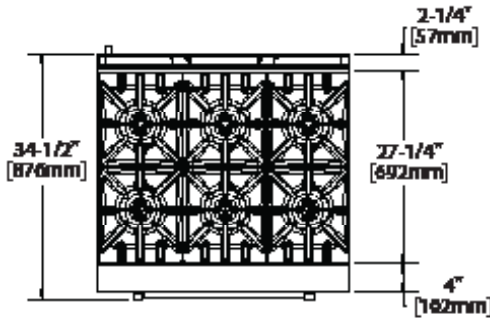
Gas restaurant series range with standard size Sunfire oven. 35-7/16" (900mm) wide with a 27" (686mm) deep work top surface. Stainless steel front, sides and 4"(102mm) wide front rail. 6" (152mm) legs with adjustable feet. Six robust 2 piece 30,000 Btuh/8.797 kW (Natural gas), cast open burners set in split cast iron ergonomic grates. Griddle or optional hot top with cast iron "H" style burners, 18,000 Btuh/5.27 kW (natural gas), in lieu of open burners. Porcelain oven bottom and door liner. Two position fixed rack guide w/ one oven rack. Heavy duty oven door with "keep cool" door handle. Straight steel tube oven burner 33,000 Btuh/9.67 kW (natural gas) provides quality bake and good recovery. Oven thermostat ranges from Low to 500° F (260° C). Available with storage base in lieu of oven.

NOTE: Ranges supplied with casters must be installed with an approved restraining device.



X Series 36" Gas Restaurant Range

X Series 36" Gas Restaurant Range



Gas input ratings shown for installations up to 2000 ft.,(610m) above sea level. Please specify altitudes over 2000 ft.

This product is not approved for residential use. Note: Installation clearance reductions are applicable only where local codes permit.

Model Number	Description	Total BTU/Hr Natural Gas	Shipping Information		
			Lbs.	Kg	Cu Ft
X36-6R	Six Open Burners w/26" Oven	213,000	430	195	37
X36-6S	Six Open Burners w/Storage Base	180,000	310	141	37
X36-2G24R	24" Griddle, Two Open Burners w/26" Oven	129,000	495	225	37
X36-2G24S	24" Griddle, Two Open Burners w/Storage Base	96,000	375	170	37

Width	Depth	Height w/ Shelf	Oven Interior			Combustible Wall Clearance		Entry Clearances	
			Height	Depth	Width	Sides	Rear	Crated	Uncrated
35-7/16" (900mm)	33-1/2" (851mm)	57" (1448mm)	13" (330mm)	22" (559mm)	26-1/4" (667mm)	14" (356mm)	6" (152mm)	37" (940mm)	36-1/2" (927mm)

Burner Ratings (BTU/Hr/kW)			
Gas Type	Open Top	Griddle/Hot Top	Standard Oven
Natural	30,000/8.79	18,000/5.27	33,000/9.67
Propane	26,000/7.61	18,000/5.27	29,000/8.50

Manifold Operating Pressure	
Natural	Propane
4.5" WC 11 mbar	10" WC 25 mbar

Welbilt reserves the right to make changes to the design or specifications without prior notice.