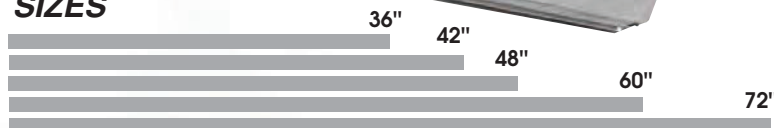




For interior mounting only with door heights up to 7'



SIZES



FEATURES

- 1/3 horsepower motors
- Housing, grill and nozzle are 304 series stainless steel
- Aluminum blower wheels
- Built-in high/low switch for 2-speed motors
- Heavy-duty directional vane
- Voltage: 120V, single-phase, plug-in unit
- NSF certified up to 7' interior mounting height
- One-year warranty on parts
- Low noise levels (67 dBA)
- Separate mounting plate for easy installation

BENEFITS

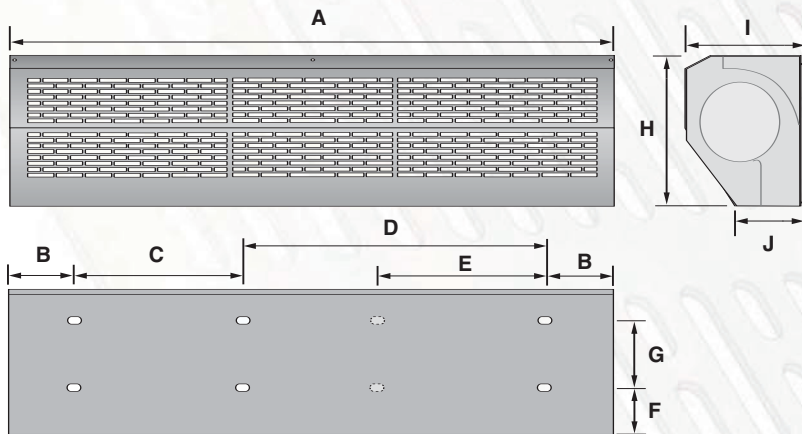
- Substantially reduces energy costs
- Blocks outside drafts, flying insects and airborne pollutants
- Re-circulates warm air inside the building
- Smaller units perfect for take-out service windows

APPLICATIONS

- Bakeries
- Breweries
- Cafeterias
- Restaurants
- Supermarkets
- Warehouses
- Hotels/Motels
- Cold Storage Facilities
- Convenience Stores
- Commercial Kitchens
- Distribution Centers
- Fast Food Restaurants
- Food Processing Plants
- Employee Entrances


AIR-PRO SERIES – S-AP										
MODEL	AP-2-36-1-SS		AP-2-42-1-SS		AP-2-48-1-SS		AP-2-60-1-SS		AP-4-72-2-SS	
Nozzle Width (in.)	34.50		38.50		46.25		58.00		69.50	
Diameter of Wheel (in.)	5.5		5.5		5.5		5.5		5.5	
Voltage	110-120		110-120		110-120		110-120		110-120	
Frequency (Hz)	60		60		60		60		60	
Net Weight. (lbs.)	43		47		62		75		86	
No. of Motor(s)	1		1		1		1		2	
Motor Speeds	High	Low	High	Low	High	Low	High	Low	High	Low
Capacity (kw)	.500	.495	.650	.645	.650	.645	.800	.795	1.00	0.99
Maximum Air Speed (fpm)	3150	2560	3150	2560	3150	2560	3150	2560	3150	2560
Air Volume (cfm)	1220	990	1360	1100	1860	1520	2330	1890	2440	1980
Sound Level (dBA)	69	67	71	69	73	71	75	73	75	73

STANDARD EQUIPMENT

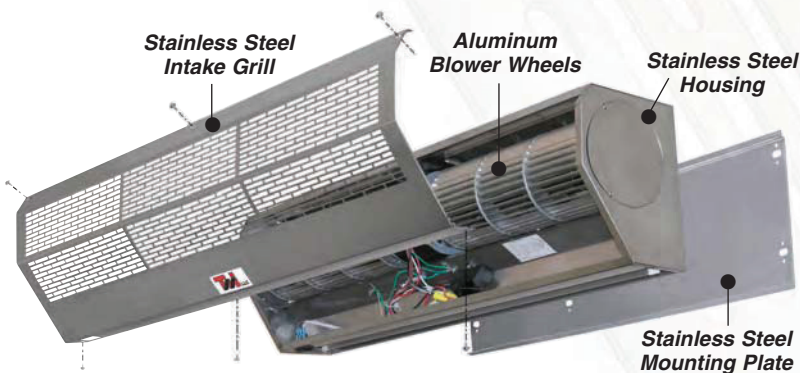


All Air-Pro Air Curtains run on 120 volts and have single-phase motors, which means they plug into a regular grounded wall outlet for quick and easy installation.

S-AP DIMENSIONS CHART										
Model	A	B	C	D	E	F	G	H	I	J
AP-2-36-1-SS	35.5"	1.0"	11.5"	22"	—	2"	5.75"	10"	8.5"	5"
AP-2-42-1-SS	39.5"	1.0"	11.5"	22"	—	2"	5.75"	10"	8.5"	5"
AP-2-48-1-SS	47.25"	1.0"	17.0"	28"	17.5"	2"	5.75"	10"	8.5"	5"
AP-2-60-1-SS	59"	1.0"	22.5"	33.5"	22.5"	2"	5.75"	10"	8.5"	5"
AP-2-72-2-SS	69.5"	1.5"	22.0"	46.0"	22.0"	2"	5.75"	10"	8.5"	5"



An Automatic Door Plunger Switch is supplied with every unit. This switch allows the air curtain to be instantly turned on when the door is opened.



Easy Adjustments

The Air-Pro Series Air Curtains are easy to operate. Each unit has a 2-speed motor with a built-in high/low rocker switch. There is also an adjustable directional vane that allows you to regulate the direction of the air flow.



QUICK SHIP STOCKING PROGRAM

All models of our Air-Pro Air Curtains are listed in our Quick Ship Stocking Program, which means the item will ship the same day the order is placed.

