



STAINLESS STEEL
WORK TABLES

SUPER SAVER Series - Flat Top - UNDERSHELF Style



Item #: _____ **Qty #:** _____
Model #: _____
Project #: _____

FEATURES:

Top is furnished with 1-5/8" sanitary rolled rim edges on front & back and square side edges.

To reinforce and maintain a level working surface, 24" wide tables are supplied with TWO hat channels and 30" and 36" wide tables are supplied with THREE hat channels.

Pre-engineered welded angle adapters insure ease of future drawer installation.

Aluminum die cast "leg-to-shelf" clamp secures shelf to leg eliminating unsightly nuts & bolts. Undershelf is adjustable.

CONSTRUCTION:

All TIG welded. Exposed weld areas polished to match adjacent surfaces.

Entire top mechanically polished to a satin finish.


Top is sound deadened.

Roll formed embossed galvanized hat channels are secured to top by means of structural adhesive and weld studs..

Gussets welded to support hat sections.



NEW
Rolled Rim Edges on Front & Back and Square Side Edges



Featuring as Standard:
"THE PROVEN"
ORIGINAL ADVANCE TABCO
Adjustable Undershelf with Die Cast Leg Clamp

MATERIAL:

SAG-SERIES: Stainless Steel Legs & Undershelf

TOP: 16 gauge stainless steel type "430" series.

SHELF: 18 gauge stainless steel.

LEGS: 1 5/8" diameter tubular stainless steel.
1" adjustable **stainless steel** bullet feet.
Stainless steel gussets.

AG-SERIES: Galvanized Legs & Undershelf

TOP: 16 gauge stainless steel type "430" series.

SHELF: 18 gauge galvanized steel.

LEGS: 1 5/8" diameter tubular galvanized steel.
1" adjustable plastic bullet feet.
Galvanized steel gussets.

SAG-Series:
Stainless Steel Legs & Undershelf

L	24" Wide	30" Wide	36" Wide
30"	SAG-240	SAG-300	
24"	SAG-242	SAG-302	
36"	SAG-243	SAG-303	SAG-363
48"	SAG-244	SAG-304	SAG-364
60"	SAG-245	SAG-305	SAG-365
72"	SAG-246	SAG-306	SAG-366
84"	SAG-247	SAG-307	SAG-367
96"	SAG-248	SAG-308	SAG-368
108"	SAG-249	SAG-309	SAG-369
120"	SAG-2410	SAG-3010	SAG-3610
132"	SAG-2411	SAG-3011	SAG-3611
144"	SAG-2412	SAG-3012	SAG-3612



AG-Series:
Galvanized Steel Legs & Undershelf

L	24" Wide	30" Wide	36" Wide
30"	AG-240	AG-300	
24"	AG-242	AG-302	
36"	AG-243	AG-303	AG-363
48"	AG-244	AG-304	AG-364
60"	AG-245	AG-305	AG-365
72"	AG-246	AG-306	AG-366
84"	AG-247	AG-307	AG-367
96"	AG-248	AG-308	AG-368
108"	AG-249	AG-309	AG-369
120"	AG-2410	AG-3010	AG-3610
132"	AG-2411	AG-3011	AG-3611
144"	AG-2412	AG-3012	AG-3612

Create Your Own Efficient Workstation with the Available Standard Accessories (Visit Section K)



Customer Service Available To Assist You 1-800-645-3166 8:30 am - 8:00 pm E.S.T.

Email Orders To: customer@advancetabco.com. For Smart Fabrication™ Quotes, Email To: smartfab@advancetabco.com or Fax To: 631-586-2933

NEW YORK
Fax: (631) 242-6900

GEORGIA
Fax: (770) 775-5625

TEXAS
Fax: (972) 932-4795

NEVADA
Fax: (775) 972-1578

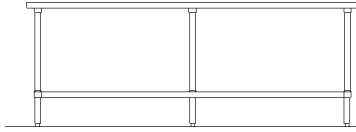
DIMENSIONS and SPECIFICATIONS

ALL DIMENSIONS ARE TYPICAL TOL ± .500"

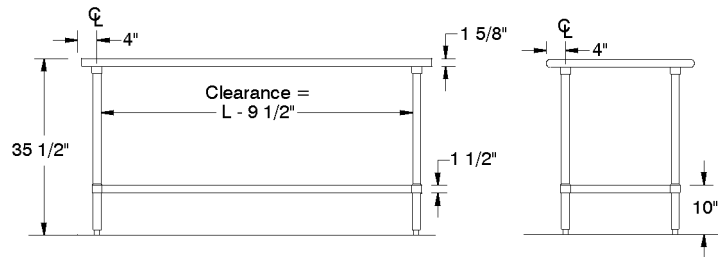
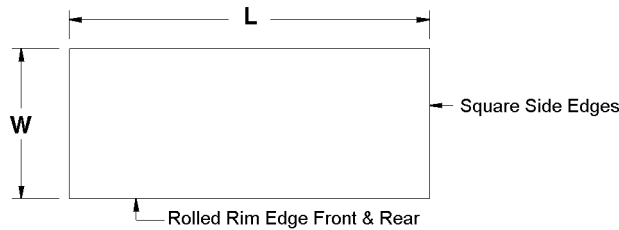
All Units Shipped Unassembled (KD) for Reduced Shipping Costs.

SAG & AG Series UNDERSHELF Style FLAT TOP

Finished size of undershelf = Length minus 5 3/4"
Width minus 5 3/4"



Units 8 ft. and larger are furnished with six (6) legs



SAG-Series: Stainless Steel Legs & Undershelf

L	24" Wide	Wt.	30" Wide	Wt.	36" Wide	Wt.
30"	SAG-240	49 lbs.	SAG-300	65 lbs.		
24"	SAG-242	31 lbs.	SAG-302	55 lbs.		
36"	SAG-243	64 lbs.	SAG-303	72 lbs.	SAG-363	88 lbs.
48"	SAG-244	79 lbs.	SAG-304	89 lbs.	SAG-364	98 lbs.
60"	SAG-245	92 lbs.	SAG-305	107 lbs.	SAG-365	118 lbs.
72"	SAG-246	109 lbs.	SAG-306	125 lbs.	SAG-366	138 lbs.
84"	SAG-247	130 lbs.	SAG-307	148 lbs.	SAG-367	164 lbs.
96"	SAG-248	145 lbs.	SAG-308	166 lbs.	SAG-368	184 lbs.
108"	SAG-249	161 lbs.	SAG-309	176 lbs.	SAG-369	190 lbs.
120"	SAG-2410	261 lbs.	SAG-3010	287 lbs.	SAG-3610	308 lbs.
132"	SAG-2411	293 lbs.	SAG-3011	324 lbs.	SAG-3611	358 lbs.
144"	SAG-2412	308 lbs.	SAG-3012	339 lbs.	SAG-3612	373 lbs.

AG-Series: Galvanized Steel Legs & Undershelf

L	24" Wide	Wt.	30" Wide	Wt.	36" Wide	Wt.
30"	AG-240	49 lbs.	AG-300	65 lbs.		
24"	AG-242	31 lbs.	AG-302	55 lbs.		
36"	AG-243	64 lbs.	AG-303	72 lbs.	AG-363	88 lbs.
48"	AG-244	79 lbs.	AG-304	89 lbs.	AG-364	98 lbs.
60"	AG-245	92 lbs.	AG-305	107 lbs.	AG-365	118 lbs.
72"	AG-246	109 lbs.	AG-306	125 lbs.	AG-366	138 lbs.
84"	AG-247	130 lbs.	AG-307	148 lbs.	AG-367	164 lbs.
96"	AG-248	145 lbs.	AG-308	166 lbs.	AG-368	184 lbs.
108"	AG-249	161 lbs.	AG-309	176 lbs.	AG-369	190 lbs.
120"	AG-2410	261 lbs.	AG-3010	287 lbs.	AG-3610	308 lbs.
132"	AG-2411	293 lbs.	AG-3011	324 lbs.	AG-3611	358 lbs.
144"	AG-2412	308 lbs.	AG-3012	339 lbs.	AG-3612	373 lbs.

