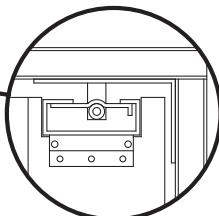
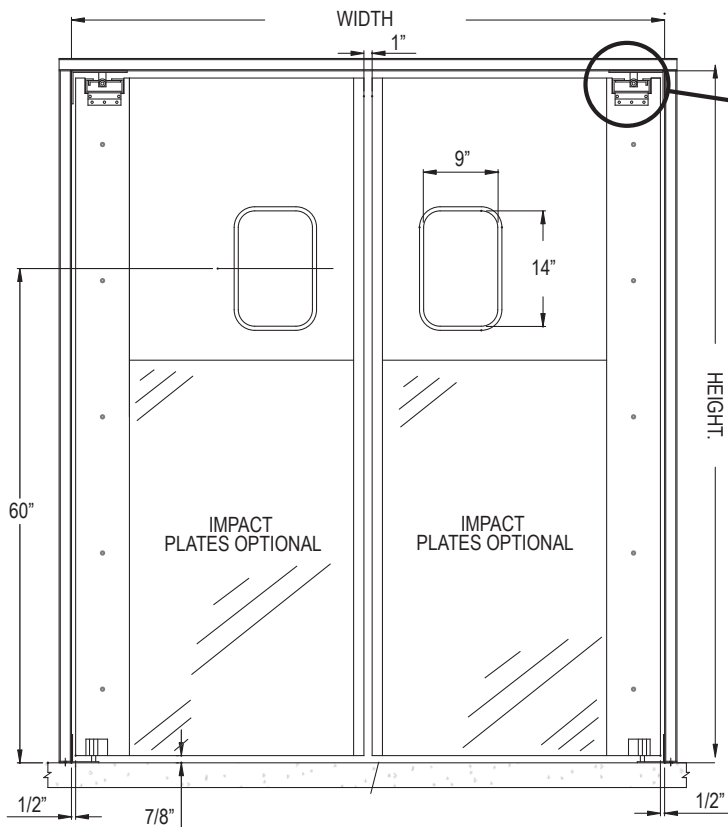


SINGLE OR DOUBLE PANEL SWINGING DOOR

(Double Panel Shown Below)



SAVE-T HINGE ASSEMBLY

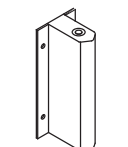


BOTTOM PIN

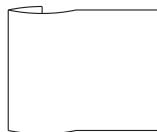
Standard features are:

- Save-T Hinge
- Bottom Pin
- 9"x14" Window Set in Rubber Gasket

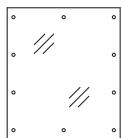
Optional Features



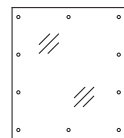
JAMB GUARD



RUBBER BUMPER

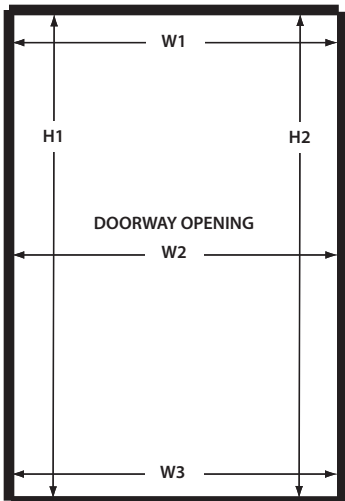


ABS IMPACT PLATE



STAINLESS STEEL IMPACT PLATE

Dimensions



Measure Width and Height of The Door Opening (Not the Door)

- W1= _____
- W2= _____
- W3= _____
- H1= _____
- H2= _____

Charges will be assumed by buyer for changes or cancellations to work in process. Buyer hereby accepts responsibility for all sizes and dimensions. This order will not be processed until all acknowledgement forms are signed and returned.

Specification accepted by: _____

Date: _____



a division of TMI LLC

1-800-833-5005 • www.curtronproducts.com

E-mail: info@curtronproducts.com

5350 Campbells Run Road • Pittsburgh, PA 15205-9738

Opening: Width _____ x Height _____

- Single Panel Double Panel
- Hinge Side (From Customer's View)
 - Left Side Right Side

Construction

- Light Duty (Aluminum or Stainless Steel Sheet)
- Heavy Duty (3/4" Wood Core)

Finish

- Natural Aluminum
- Brushed Stainless Steel
- Laminate
 - Black Cherry Wood
 - White Light Wood
 - Beige Mid-Tone Wood
 - Other _____

Impact Plates (Optional)

- Stainless Steel 12" _____ 30" _____ 48" _____
- ABS: Color _____ 18" _____ 36" _____
- Teardrop Bumper 24" _____ 42" _____

Window Size

- 9 x 14" (Std) 14" x 16" 22" x 22" 10" x 30"

Other Options

- Hinge Guard Stainless Steel Hinge & Pin
- Rubber Gasketing (Wood Core Door Only)
- Tinted Window Other _____

CURTRON SERVICE-PRO SWINGING DOOR

JOB NAME/LOCATION

CUSTOMER/LOCATION

CUST. ORDER NO.

CUST. PO ORDER NO.